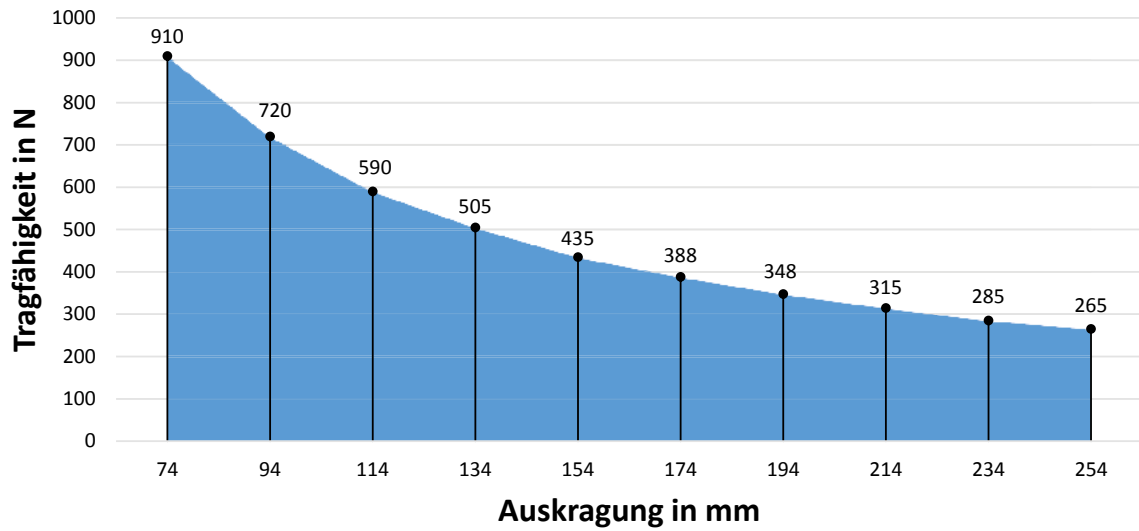


Tragfähigkeit des Montagewinkels



HTL Waidhofen

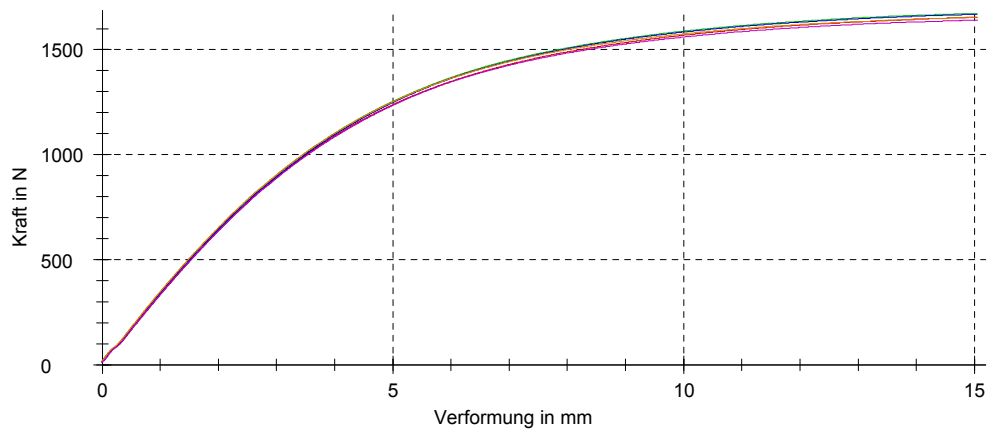
Prüfprotokoll Montagewinkel ST 150-100-2,0

Überschrift : Prüfprotokoll Montagewinkel ST 150-100-2,0
 Kunde : Fuchs
 Art und Bezeichnung : Biegeversuch
 Werkstoff : ST 2 mm
 Prüfer : Pölzgutter
 Bemerkung : Biegeabstand 104mm (Winkel kurze Seite unten/Druck)
 Vorkraft : 10 N
 Prüfgeschwindigkeit : 10 mm/min

Prüfergebnisse:

Legende	Nr	Proben-Nr.	F _{max} N	dL bei F _{max} mm	F _{Bruch} N	VerformungBruch mm	Probenbezeichnung
■	1	1	1650	15,0	-	-	ST
■	2	2	1670	15,0	-	-	ST
■	3	3	1670	15,0	-	-	ST
■	4	4	1650	15,0	-	-	ST
■	5	5	1640	15,0	-	-	ST

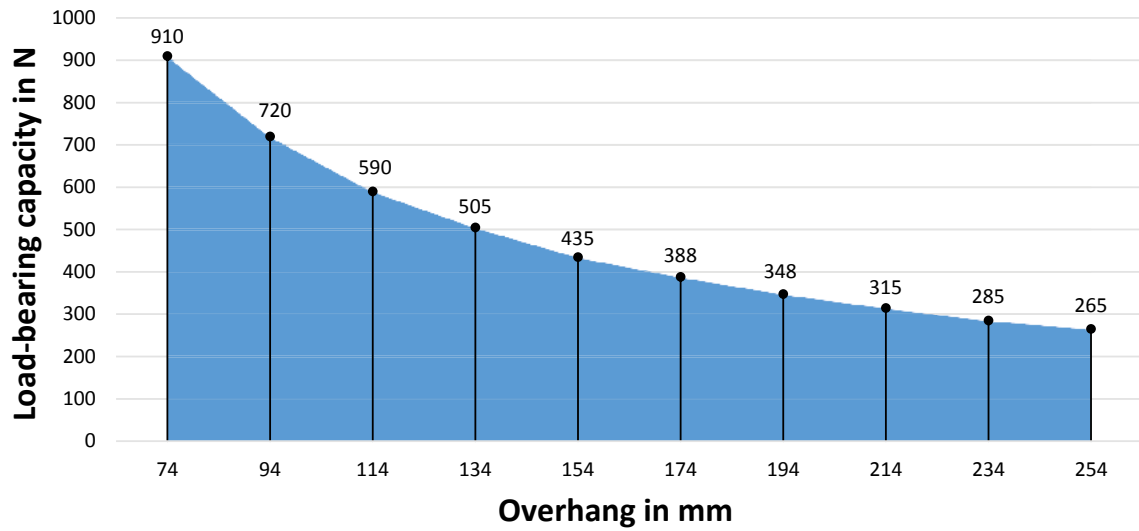
Seriengrafik:



Statistik:

Serie n = 5	Proben-Nr.	F _{max} N	dL bei F _{max} mm	F _{Bruch} N	VerformungBruch mm
\bar{x}	3	1660	15,0	-	-
s	2	12,7	0,0	-	-
v	52,70	0,77	0,07	-	-

Load-bearing capacity of the mounting bracket



HTL Waidhofen

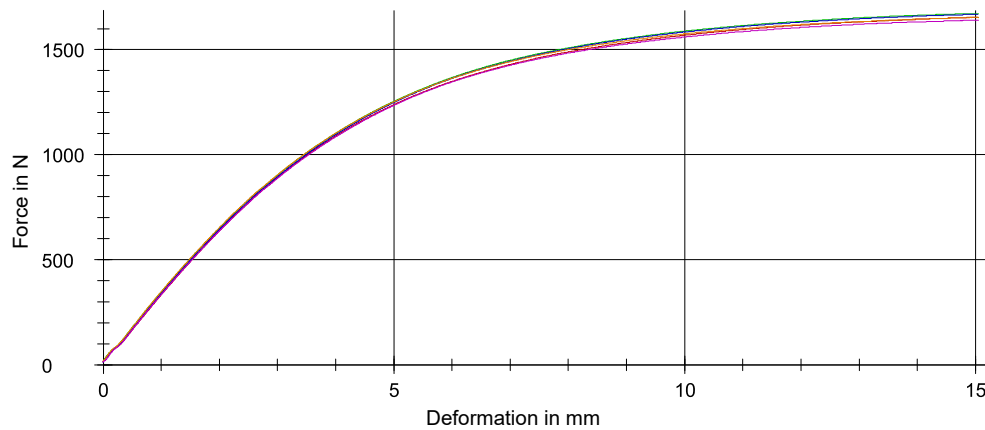
Test report mounting bracket ST 150-100-2,0

Heading : Test report mounting bracket ST 150-100-2,0
 Client : Fuchs
 Type and description : Bending test
 Material : ST 2 mm
 Tester : Pölgutter
 Remark : Bending distance 104mm (bracket short side below/pressure)
 Pre-load : 10 N
 Testing speed : 10 mm/min

Test results:

Key	No	Sample no.	F _{max} N	dL with F _{max} mm	F _{fracture} N	DeformationFracture mm	Sample description
1	1	1	1650	15,0	-	-	ST
2	2	2	1670	15,0	-	-	ST
3	3	3	1670	15,0	-	-	ST
4	4	4	1650	15,0	-	-	ST
5	5	5	1640	15,0	-	-	ST

Sequential graph:



Statistics:

Series no = 5	Sample no.	F _{max} N	dL with F _{max} mm	F _{fracture} N	DeformationFracture mm
\bar{x}	3	1660	15,0	-	-
s	2	12,7	0,0	-	-
v	52,70	0,77	0,07	-	-