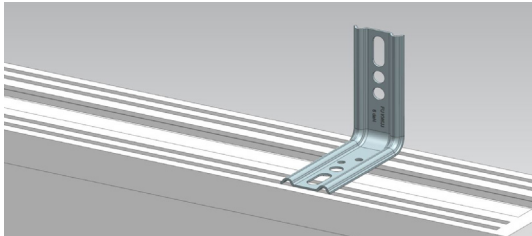


## Montageanleitung ANGULO

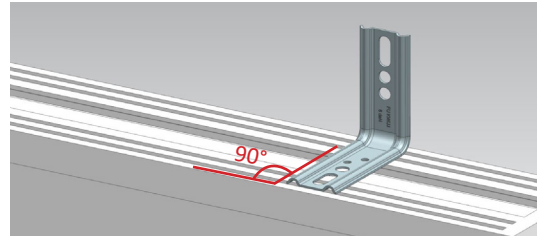
### Schritt 1 - Ansetzen

ANGULO auf dem Fensterprofil ansetzen



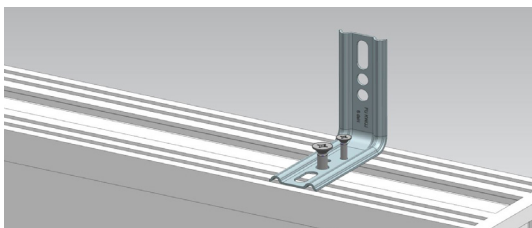
### Schritt 2 - Ausrichten

Im 90° Winkel zum Fensterprofil ausrichten



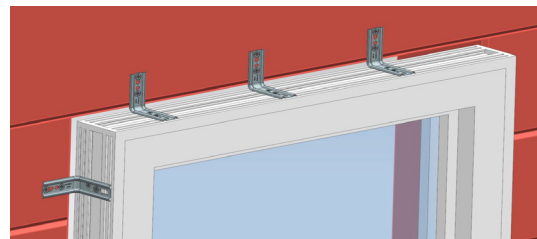
### Schritt 3 - Verschrauben

ANGULO mittels geeigneter Fensterbauschraube am Fensterprofil verschrauben



### Schritt 4 - Fensterrahmen einsetzen

Fensterrahmen einsetzen, ausrichten und mittels passender Fensterbauschraube im Mauerwerk fixieren

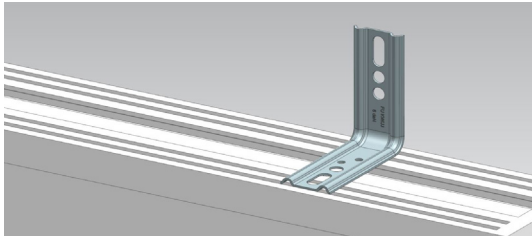


**Hinweis:** Das Gewicht des Fensters muss durch entsprechende bauliche Maßnahmen / geeignete Konsolen oder Ähnliches (nicht im Lieferumfang enthalten) an der Fenster-Unterseite aufgenommen werden

## Assembly instruction ANGULO

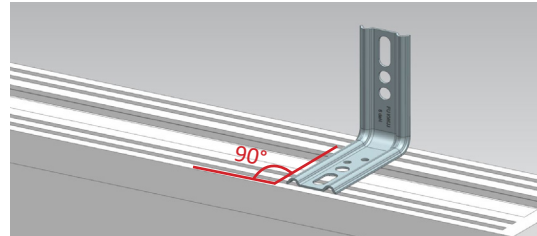
### Step 1 - Place in position

Place in position ANGULO at the window profile



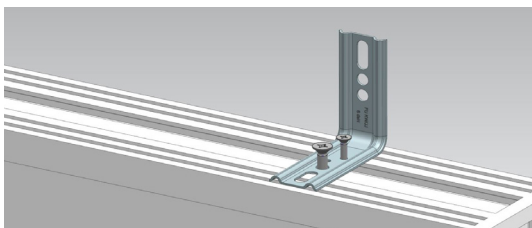
### Step 2 - Align

Align at a 90° angle to the window profile



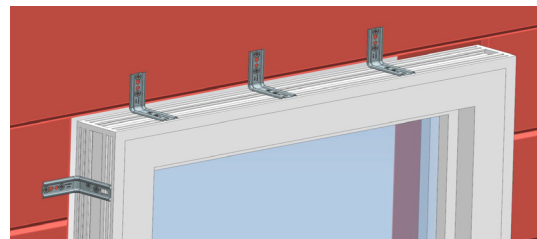
### Step 3 - Screw on

Screw on ANGULO, with suitable window screw at window profile



### Step 4 - Insert window frame

Insert the window frame, align it and use suitable window screw to fix at the wall



**Note:** The weight of the window must be absorbed by appropriate structural measures / suitable brackets or similar (not included in the scope of delivery) on the underside of the window